

# JA70 CREMA/NERO

## PreAssembled

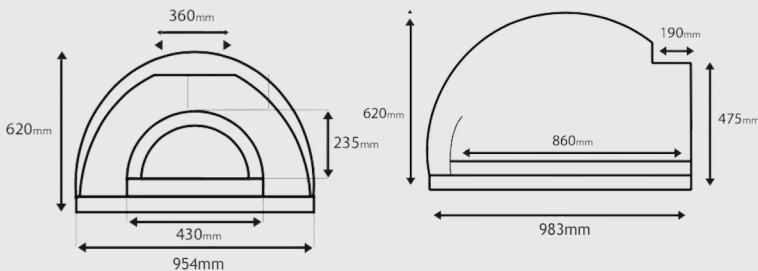
### WHAT IS INCLUDED

Refractory Cement/Clay Oven  
 Steel Sub Base  
 Refractory Brick Floor  
 Ceramic Insulation Fibre  
 Super Wool Floor Base  
 Black Powder Coated Flue & Cap  
 Black Powder Coated Oven Door  
 Stainless Steel / Alloy Pizza Paddle  
 Recipe eBook  
 Assembly Instructions (DIY only)  
 1 Year Warranty (Conditions Apply)



### EXTERNAL DIMENSIONS

Width (left to right)	954mm
Length (front to back)	983mm
Dome Height	620mm
Outer Arch Width	430mm
Outer Arch Height	235mm
Flue Base Width	340mm
Front Height	475mm
Front Width	696mm
Dome Thickness	50mm
Insulation   Render Thickness	60-90mm
Weight	290kg

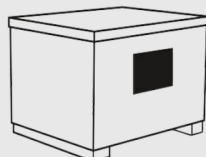


### FLUE DIMENSIONS

Flue Height	500mm
Flue Diameter	150mm
Flue Cap Diameter	275mm

### BOX DIMENSIONS

Width (left to right)	1120mm
Length (front to back)	1110mm
Height	850mm
Weight (includes pizza oven)	325kg

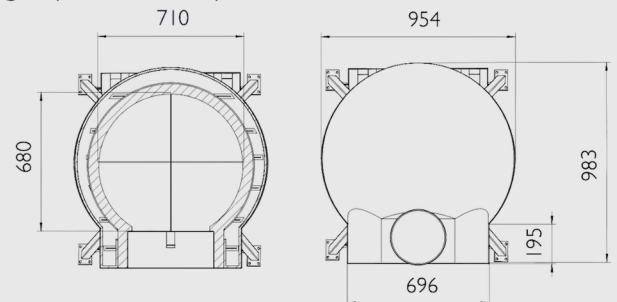


### INTERNAL DIMENSIONS

Width (left to right)	710mm
Length (front to back)	860mm
Dome Height	335mm
Inner Arch Width	385mm
Inner Arch Height	220mm
Floor Brick Thickness	38mm

### INTERNAL COOKING AREA

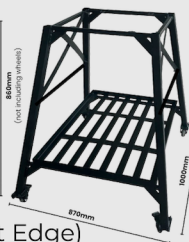
Width (left to right)	710mm
Length (front to back)	680mm



### OPTIONAL EXTRAS

#### STAND & WHEELS

Width (left to right)	870mm
Length (front to back)	1000mm
Height (excluding wheels)	860mm
Stand Weight	34kg
Wheel Height	95mm
Wheel Weight	2.5kg



#### GRANITE BENCH (Square or Curved Front Edge)

Width (left to right)	720mm
Length (front to back)	300mm
Thickness	50mm
Weight	12kg

### DIY PRECAST KIT (CREMA)

Box Width (left to right)	1110mm
Box Length (front to back)	1120mm
Box Height	850mm
Box Weight - includes kit	210kg
Number of Dome Pieces	1
Weight of Dome Pieces	115kg

