



# JA100 Dome



**Weight**  
1000kg Preassembled  
440kg DIY

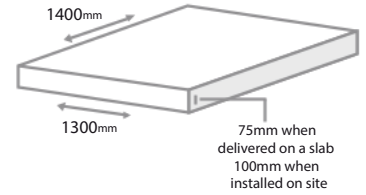
## Whats Included

- Cement/clayoven
- Flue
- Steelslab base (preassembledonly)
- Steelsub floor
- 1 Pizzapaddle
- Refractory brick floor
- 1 Recipe book
- 1 Powder coated oven door
- 1 oven stand (preassembled only)
- Assembly instructions (DIY only)



Preassembled only

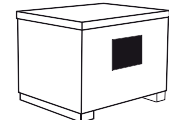
## Slab Size



Oven Dimensions



Delivery Quantity



Box Dimensions

## External dimensions of oven

Length (fronttoback)	1400mm
Width (left toright)	1300mm
Oven height(excludingflue)	780mm
Weight (preassembled)	1000kg
Weight (DIY)	440kg

## Internal dimensions of oven

Length (front toback)	1250mm
Width (left to right)	1015mm

## Flue details

Flue height	1000mm
Flue diameter	275mm

## Preassembled oven

20ft container load	8 units
40HQ container load	16 units

## DIY kit

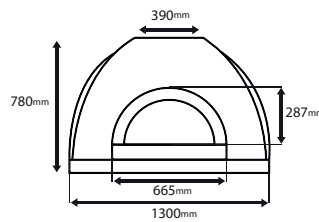
20ft container load	20 units
40HQ container load	40 units

## Preassembled oven

(L)1400mmx(W)1540mmx (H) 1080mm

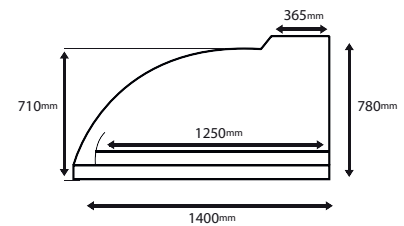
## DIY kit

(L)1110mm x (W) 1170mm x (H) 1025mm



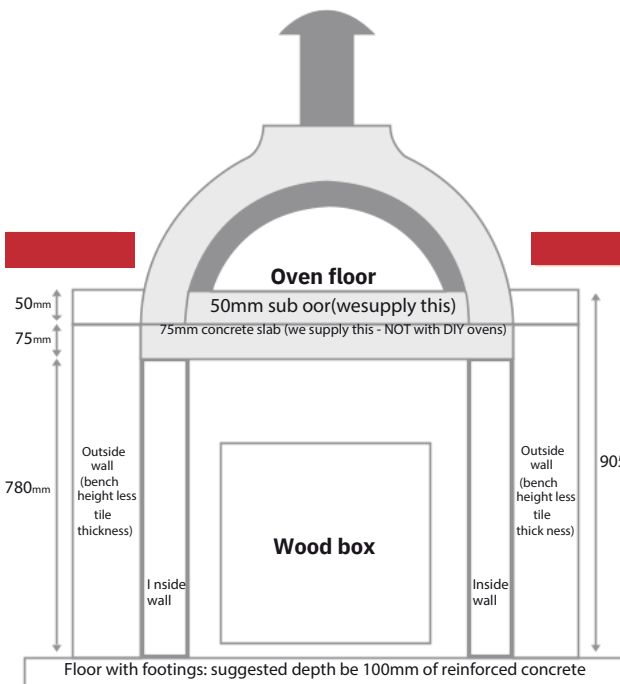
Oven Diagram (Front)

Width	1300mm
Height	780mm
Arch width	665mm
Arch height	287mm
Flue base width	390mm



Oven Diagram (Side)

Length	1400mm
Height	780mm
Internallength	1250mm
Flue basewidth	365mm
Rear height	710mm



Oven sub floor	50mm
Slab	75mm
Sub floor and slab	1 25mm
Bench height	905mm +/-
Supporting wall for oven	780mm +/-
Oven floor height on supporting wall	905mm +/-

**Note: Exterior wall height to suit tile and granite thickness to match oven floor height.**

## Suggested base sizes (plain base)

Length (includingprepara)	1650mm
Front prep area	250mm
Width (suggestedminimum)	1500mm
Width (with sideprepara)	1800mm

## Wood box (suggested)

600mm x 60mm x 800mmdeep  
(bench height)  
905mm to 950mm

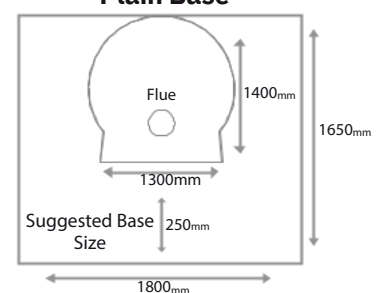
## Suggested base sizes (corner base)

Sides (absoluteminimum)	1800mm
Sides (good)	1850mm
Sides (recommended)	1900mm
Width of wall	950mm
Front prep area(widestpoint)	250mm

## Wood box (suggested)

600mm x 60mm x 800mmdeep  
Height (bench height)  
850mm to 950mm  
Distance from back corner  
to front of oven floor

## Plain Base



## Corner base

